

Triwizard tournament dragon eggs



The things you'll need are:



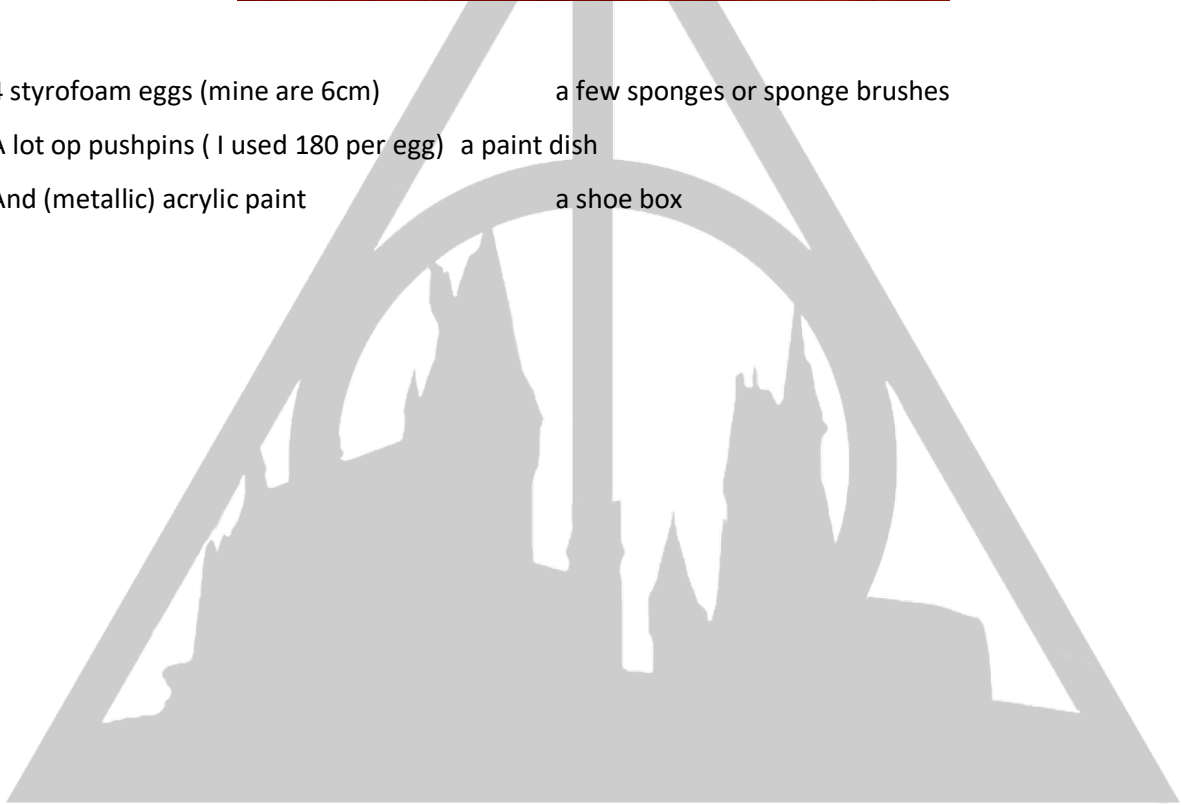
4 styrofoam eggs (mine are 6cm)

a few sponges or sponge brushes

A lot of pushpins (I used 180 per egg) a paint dish

And (metallic) acrylic paint

a shoe box



To make metallic paint you can mix normal acrylic paint with either silver or gold acrylic paint.

Swedish short snout:

Light pink mixed with silver= metallic baby pink

Green mixed with silver= metallic green

Light blue mixed with silver= metallic baby blue

Black mixed with silver= metallic black

silver

Common welsh green:

Brown mixed with gold= metallic brown

Green mixed with silver= metallic green

Black mixed with silver= metallic black

Chinese fireball:

Red mixed with silver= metallic red

Black mixed with silver= metallic black

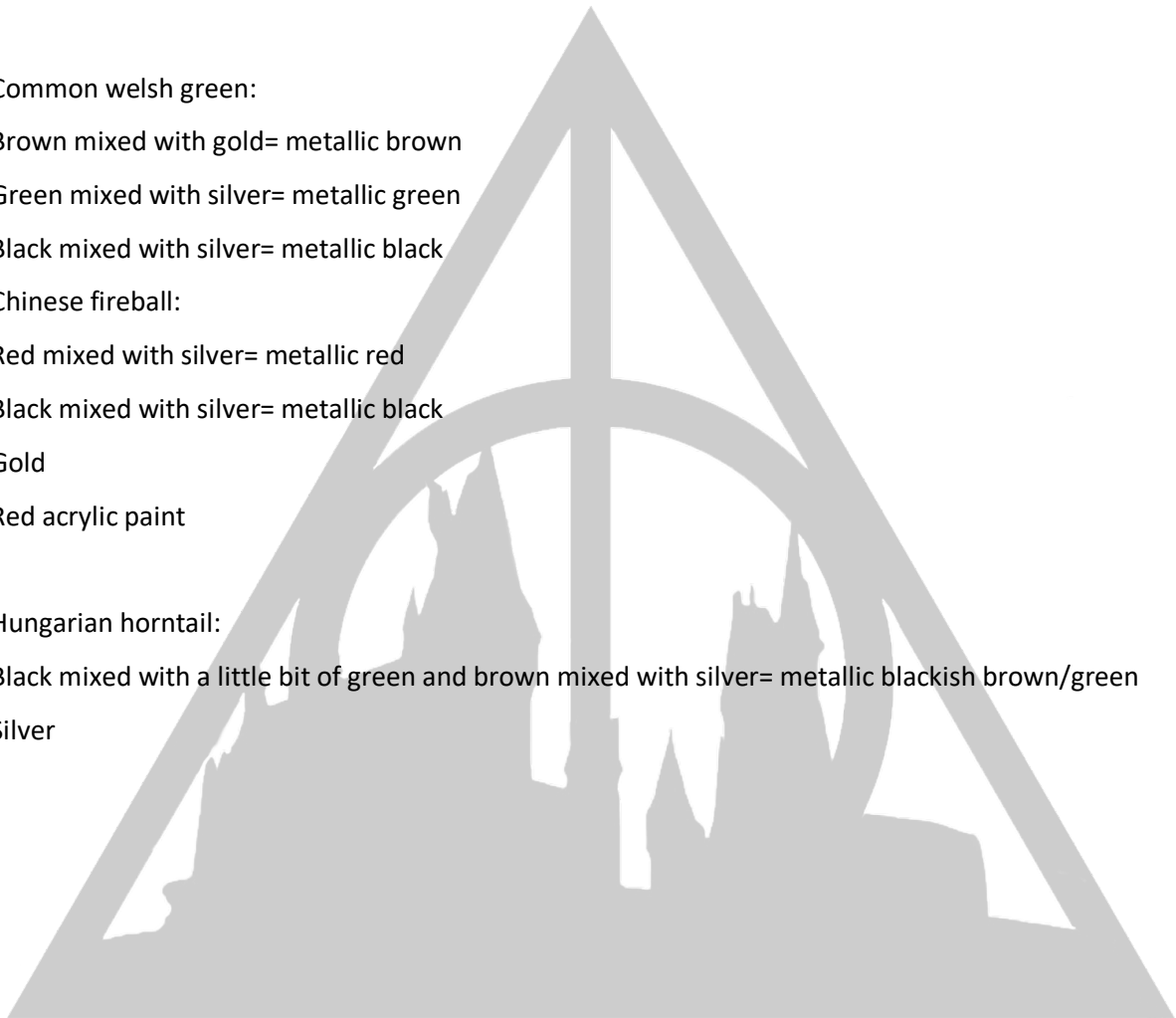
Gold

Red acrylic paint

Hungarian horntail:

Black mixed with a little bit of green and brown mixed with silver= metallic blackish brown/green

Silver






Grab your shoebox and a lot of pushpins (my eggs are 6 cm and I used give or take a few around 180 pushpins per egg) and place them onto the shoebox.



Grab your sponge or sponge brush and your base color (metallic baby pink, metallic brown, metallic red or metallic black) and start applying the first layer of paint to the pushpins. Apply as much layers as you need to fully cover the pushpins (i did around 3 or 4 layers).



When the base color is fully dry grab the paint colors to make the little specks on the pushpins. Use the corners of your sponge or sponge brush to lightly stamp the paint onto the pushpins.

Swedish short snout: metallic baby blue, metallic green, metallic black and silver.

Common welsh green: metallic green and metallic black.

Chinese fireball: metallic black, gold and red acrylic paint.

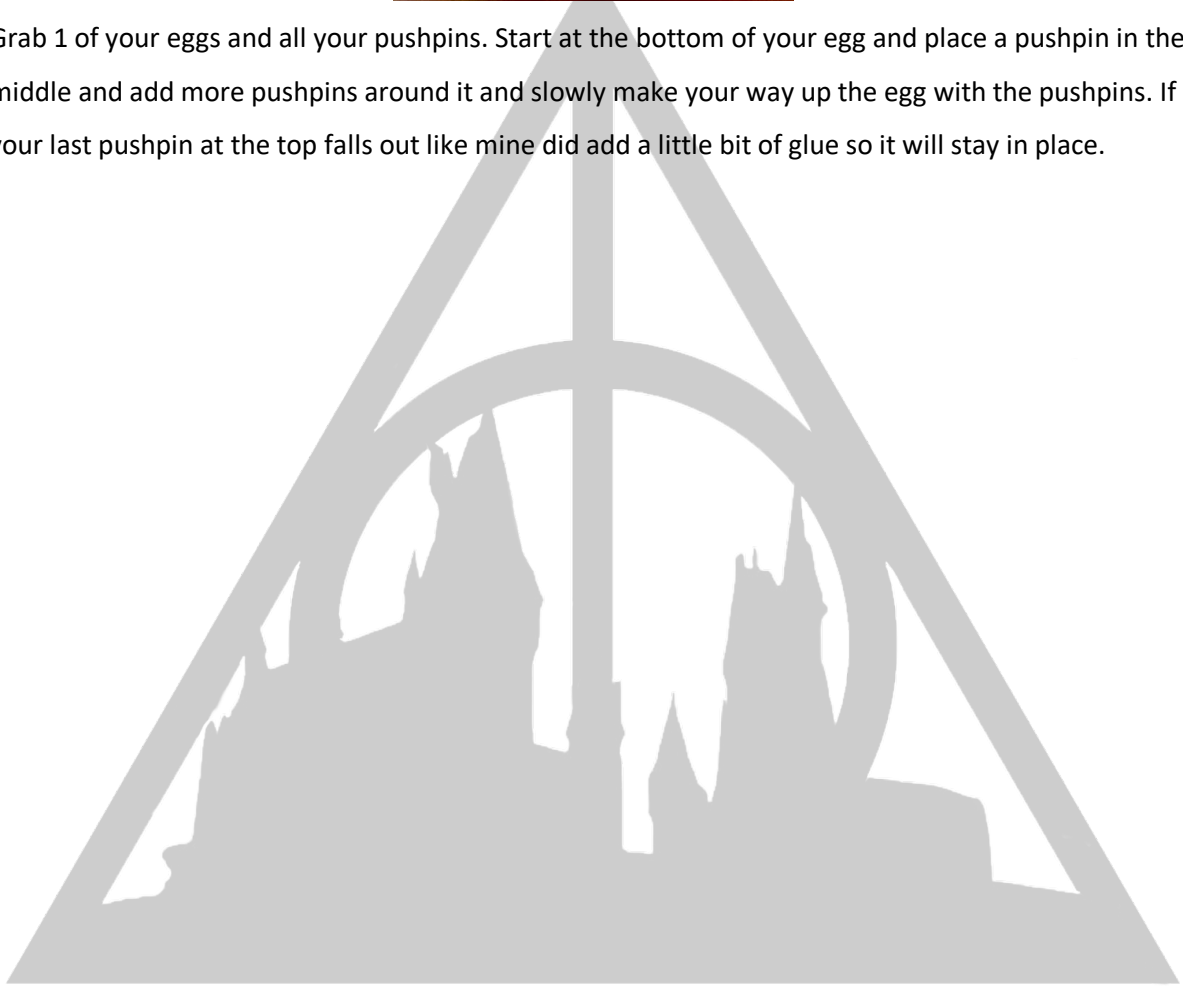
Hungarian horntail: silver.



When all the paint is dry remove all the pushpins from the shoebox.



Grab 1 of your eggs and all your pushpins. Start at the bottom of your egg and place a pushpin in the middle and add more pushpins around it and slowly make your way up the egg with the pushpins. If your last pushpin at the top falls out like mine did add a little bit of glue so it will stay in place.





And now your triwizard tournament dragon eggs are done!!

I hope you have fun making the dragon eggs!!!

